



Crear exámenes en Respondus

# Pantalla principal de Respondus

Respondus - Untitled

File Edit View Help

MS Word, Cut, Copy, Paste, Bold, Italic, Underline, Xp, X2, Zoom, Undo, Redo, Power Edit, Help

Start

Edit

Settings

Preview & Publish

Retrieval & Reports

WebCT 6 / Vista 4

Start

Introduction

Open or Create

Open or Create



Current Personality:

WebCT 6 / Vista 4



Open

Open a Respondus file.



Create

Create a new Respondus file.



Exam Wizard

The Respondus Exam Wizard is the quickest way to create an exam using an existing set of questions.



Import Questions

Import questions from a text file



Archive Wizard

Create a Respondus archive file so that questions, media, and equations are stored as a single, compressed file.

Crear un nuevo examen o prueba corta



# Nueva prueba o examen

Respondus - Examen 1.rsp

File Edit View Help

Power Edit ?

Start

Edit

Settings

Preview & Publish

Retrieval & Reports

WebCT 6 / Vista 4


Start


Introduction


Open or Create


Open or Create ?


Current Personality: WebCT 6 / Vista 4

 Open  
Open a Respondus file.

 Create  
Create a new Respondus file.

 Exam Wizard  
The Respondus Exam Wizard is the quickest way to create an exam using an existing set of questions.

 Import Questions  
Import questions from a text file.

 Archive Wizard  
Create a Respondus archive and equations are stored as

Nombre para la prueba o examen

Descripción para la prueba o examen

Create New File

Name of File: Examen 1 (e.g. History Test-1)

Description: examen de prueba

Type of File

Exam Create an exam file.

Survey Create a survey file. Survey files are similar to exam files, except that they lack correct answers, point values, and feedback.

OK Cancel Help

# Pantalla principal de creación de pruebas

Respondus - Examen 2

File Edit View Help

Power Edit

Start

Edit

Settings

Preview & Publish

Retrieval & Reports

WebCT 6 / Vista 4

## Edit Questions

Multiple Choice ?

1. Title of Question

2. Question Wording

3. Answers (PageDown moves to next answer)

Randomize

A

B

C

D

4. Select Correct Answer

5. Point Value

1.00

6.

Multiple Choice

True False

Paragraph

Matching

Short Answer

Multiple Response

Fill in the Blank

Jumbled Sentence

Calculated

Enable Feedback

Seleccionar el tipo de pregunta que desea añadir en el menú principal a mano izquierda.

Question List

Total Items: 0 Points: 0.0

#	Title	Format	Question Wording
-			
-			
-			
-			
-			
-			
-			
-			

Keyword Search ? - Click here for tips on editing, rearranging, inserting & deleting items

## Edit Questions

[Multiple Choice](#)

← Selección múltiple

[True False](#)

← Cierto y Falso

[Paragraph](#)

← Pregunta de discusión

[Matching](#)

← Pareo

[Short Answer](#)[Multiple Response](#)[Fill in the Blank](#)[Jumbled Sentence](#)[Calculated](#) Enable Feedback[Copy from Another File](#)

# Pregunta: Selección Múltiple

Start

Edit

Settings

Preview & Publish

Retrieval & Reports

WebCT 6 / Vista 4

## Edit Questions

- Multiple Choice
- True False
- Paragraph
- Matching
- Short Answer
- Multiple Response
- Fill in the Blank
- Jumbled Sentence
- Calculated

Enable Feedback

Copy from Another File

### Multiple Choice ?

1. Title of Question

← Titulo para la pregunta (campo opcional)

2. Question Wording

¿Cuántos municipios tiene Puerto Rico?

← Redacción de la pregunta

3. Answers (PageDown moves to next answer)

Randomize

- A 79
- B 77
- C 78
- D 76

← Listado de posibles contestaciones

4. Select Correct Answer

5. Point Value



← Vista previa de la pregunta

6.

Puntuación

Contestación correcta

← Añadir pregunta a la prueba o examen

Question List

Total Items: 0 Points: 0.0

#	Title	Format	Question Wording
-			
-			
-			
-			
-			
-			
-			
-			
-			
-			

## Edit Questions

- Multiple Choice**
- True False
- Paragraph
- Matching
- Short Answer
- Multiple Response
- Fill in the Blank
- Jumbled Sentence
- Calculated

 Enable Feedback[Copy from Another File](#)

### Multiple Choice

1. Title of Question 

2. Question Wording

3. Answers (PageDown moves to next answer)


 Randomize

- |   |    |
|---|----|
| A | 79 |
| B | 77 |
| C | 78 |
| D | 76 |

4. Select Correct Answer 5. Point Value 6. [Add to End of List](#)[Insert into List](#)[Clear Form](#)

Preview

Vista previa de la pregunta de selección múltiple



Preview Current Item

Appearance in Internet Explorer (other browsers may vary slightly).

¿Cuántos municipios tiene Puerto Rico?

a. 79

b. 77

c. 78

d. 76

---

**Answer Values**

0.0% a.

0.0% b.

100.0% c.

0.0% d.

### Question List

Total Items: 0 Points: 0.0

#	Title	Format	Question Wording
-			
-			
-			
-			
-			
-			
-			
-			
-			
-			

## Edit Questions

### Multiple Choice

1. Title of Question

2. Question Wording

3. Answers (PageDown moves to next answer)  Randomize

A	<input type="text"/>
B	<input type="text"/>
C	<input type="text"/>
D	<input type="text"/>

4. Select Correct Answer  5. Point Value

6.

- Multiple Choice
- True False
- Paragraph
- Matching
- Short Answer
- Multiple Response
- Fill in the Blank
- Jumbled Sentence
- Calculated

Enable Feedback

**Pregunta de selección múltiple añadida**

### Question List

Total Items: 1 Points: 1.0

#	Title	Format	Question Wording
1	<a href="#">Pregunta #1</a>	Mult. Choice	¿Cuántos municipios tiene Puerto Rico?
-			
-			
-			
-			
-			
-			

## Edit Questions

- Multiple Choice
- True False**
- Paragraph
- Matching
- Short Answer
- Multiple Response
- Fill in the Blank
- Jumbled Sentence
- Calculated

 Enable Feedback[Copy from Another File](#)

True and False

1. Title of Question 

← Título para la pregunta (campo opcional)

2. Question Wording

← Redacción de la pregunta

3. Select Correct Answer

 TRUE

← Contestación correcta

 FALSE4. Point Value 

← Puntuación

5. 

← Vista previa de la pregunta

Añadir pregunta al final del listado de preguntas

Añadir pregunta antes de alguna pregunta existente

Question List

Total Items: 1 Points: 1.0

#	Title	Format	Question Wording
1	<a href="#">Pregunta #1</a>	Mult. Choice	¿Cuántos municipios tiene Puerto Rico?
-			
-			
-			
-			
-			
-			
-			

## Edit Questions

[Multiple Choice](#)[True False](#)[Paragraph](#)[Matching](#)[Short Answer](#)[Multiple Response](#)[Fill in the Blank](#)[Jumbled Sentence](#)[Calculated](#) [Enable Feedback](#)[Copy from Another File](#)

### True and False ?


1. Title of Question 

2. Question Wording

3. Select Correct Answer

 TRUE FALSE4. Point Value 5. 

Vista previa de la pregunta de cierto y falso



Preview Current Item

Appearance in Internet Explorer (other browsers may vary slightly).

Los números naturales están contenidos en los racionales.

True  False

---

**Answer Values**

100.0% a.

0.0% b.

### Question List

Total Items: 1 Points: 1.0

#	Title	Format	Question Wording
1	<a href="#">Pregunta #1</a>	Mult. Choice	¿Cuántos municipios tiene Puerto Rico?
-			
-			
-			
-			
-			
-			
-			

## Edit Questions

[Multiple Choice](#)[True False](#)[Paragraph](#)[Matching](#)[Short Answer](#)[Multiple Response](#)[Fill in the Blank](#)[Jumbled Sentence](#)[Calculated](#) Enable Feedback[Copy from Another File](#)

### True and False


1. Title of Question 

2. Question Wording

3. Select Correct Answer

 TRUE FALSE4. Point Value 5. [Add to End of List](#)[Insert into List](#)[Clear Form](#)[Preview !\[\]\(631ee2fe17572f859c404086696f1abf\_img.jpg\)](#)

Pregunta de Cierto y Falso  
añadida antes de la  
pregunta de selección  
multiple



### Question List

Total Items: 2 Points: 2.0

#	Title	Format	Question Wording
1	<a href="#">Pregunta #2</a>	True - False	Los números naturales están contenidos en los racionales.
2	<a href="#">Pregunta #1</a>	Mult. Choice	¿Cuántos municipios tiene Puerto Rico?
-			
-			
-			
-			
-			
-			
-			

## Edit Questions

[Multiple Choice](#)[True False](#)[Paragraph](#)[Matching](#)[Short Answer](#)[Multiple Response](#)[Fill in the Blank](#)[Jumbled Sentence](#)[Calculated](#) [Enable Feedback](#)[Copy from Another File](#)

### Paragraph

1. Title of Question 

← Título de la pregunta (campo opcional)

2. Question Wording

← Redacción de la pregunta

3. Select the size of the answer window ← Permite añadir información adicional en el espacio para la respuesta. (i.e. *hints*)

4. If using feedback, enter the correct answer

5. Point Value 

6. Grading method: Manual

7. 

← Vista previa de la pregunta

Añadir pregunta al final del listado de preguntas

Puntuación

Cantidad de líneas disponibles para la respuesta

Añadir pregunta antes de alguna pregunta existente

## Edit Questions

- Multiple Choice
- True False
- Paragraph**
- Matching
- Short Answer
- Multiple Response
- Fill in the Blank
- Jumbled Sentence
- Calculated
- Enable Feedback
- Copy from Another File

### Paragraph

1. Title of Question

2. Question Wording

3. Select the size of the answer window

4. If using feedback, enter the correct answer

5. Point Value  6. Grading method: Manual

7.

Preview Current Item

Appearance in Internet Explorer (other browsers may vary slightly).

Explique las propiedades de un grupo(matemático).

Vista previa de pregunta de discusión

### Question List

Total Items: 2 Points: 2.0

#	Title	Format	Question Wording
1	<a href="#">Pregunta #2</a>	True - False	Los números naturales están contenidos en los racionales.
2	<a href="#">Pregunta #1</a>	Mult. Choice	¿Cuántos municipios tiene Puerto Rico?
-			
-			
-			
-			
-			
-			

Edit Questions

- Multiple Choice
- True False
- Paragraph
- Matching
- Short Answer
- Multiple Response
- Fill in the Blank
- Jumbled Sentence
- Calculated
- Enable Feedback
- Copy from Another File

Paragraph ?

1. Title of Question

2. Question Wording

3. Select the size of the answer window

4. If using feedback, enter the correct answer

5. Point Value  6. Grading method: Manual

7.

Pregunta de discusión añadida al final de la prueba

Question List

Total Items: 3 Points: 3.0

#	Title	Format	Question Wording
1	<a href="#">Pregunta #2</a>	True - False	Los números naturales están contenidos en los racionales.
2	<a href="#">Pregunta #1</a>	Mult. Choice	¿Cuántos municipios tiene Puerto Rico?
3	<a href="#">Pregunta #3</a>	Paragraph	Explique las propiedades de un grupo(matemático).
-			
-			
-			
-			

Edit Questions

- Multiple Choice
- True False
- Paragraph
- Matching**
- Short Answer
- Multiple Response
- Fill in the Blank
- Jumbled Sentence
- Calculated

Enable Feedback

Copy from Another File

Matching ?

1. Title of Question

2. Question Wording

3. Leave leftmost column blank and enter matching pairs, or enter right column in any order with correct answer letter in leftmost column. (See help.)

1	-1		A	Reales
2	1/2		B	Racionales
3	7		C	Naturales
4	0		D	Enteros

Contestaciones a las premisas

4. Point Value  5. Credit Given:

6.

Método de evaluar el pareo

Listado de premisas

Question List

Total Items: 3 Points: 3.0

#	Title	Format	Question Wording
1	<a href="#">Pregunta #2</a>	True - False	Los números naturales están contenidos en los racionales.
2	<a href="#">Pregunta #1</a>	Mult. Choice	¿Cuántos municipios tiene Puerto Rico?
3	<a href="#">Pregunta #3</a>	Paragraph	Explique las propiedades de un grupo(matemático).
-			
-			
-			
-			
-			

## Edit Questions

- [Multiple Choice](#)
- [True False](#)
- [Paragraph](#)
- [Matching](#)**
- [Short Answer](#)
- [Multiple Response](#)
- [Fill in the Blank](#)
- [Jumbled Sentence](#)
- [Calculated](#)

 Enable Feedback

[Copy from Another File](#)

### Matching ?

1. Title of Question

2. Question Wording

3. Leave leftmost column blank and enter matching pairs, or enter right column in any order with correct answer letter in leftmost column. (See help.)

1	-1		A	Reales
2	1/2		B	Racionales
3	7		C	Naturales
4	0		D	Enteros

4. Point Value  5. Credit Given:

6.

**Preview Current Item** \_ \_ X

Appearance in Internet Explorer (other browsers may vary slightly).

Paree los siguientes números con el respectivo conjunto al que pertenecen.

-1

1/2

7

0

Vista previa del pareo

### Question List

Total Items: 3 Points: 3.0

#	Title	Format	Question Wording
1	<a href="#">Pregunta #2</a>	True - False	Los números naturales están contenidos en los racionales.
2	<a href="#">Pregunta #1</a>	Mult. Choice	¿Cuántos municipios tiene Puerto Rico?
3	<a href="#">Pregunta #3</a>	Paragraph	Explique las propiedades de un grupo(matemático).
-			
-			
-			
-			



## Edit Questions

[Multiple Choice](#)[True False](#)[Paragraph](#)[Matching](#)[Short Answer](#)[Multiple Response](#)[Fill in the Blank](#)[Jumbled Sentence](#)[Calculated](#) Enable Feedback[Copy from Another File](#)

### Multiple Choice

1. Title of Question 

2. Question Wording

3. Answers (PageDown moves to next answer)

 Randomize

A	
B	
C	
D	

4. Select Correct Answer 

5. Point Value

6. 

#### Properties

Title: Pregunta #1

Format: Mult. Choice

Question Wording:

¿Cuántos municipios tiene Puerto Rico?

Answer choices:

A) 79

B) 77

C) 78

D) 76

Correct Answer:

C) 78

Point Value: 1.00



Preview

← Apretar el botón de modify

Darle click a la pregunta que desea modificar

### Question List

Total Items: 4 Points: 4.0

#	Title	Format	Question Wording
1	<a href="#">Pregunta #2</a>	True - False	Los números naturales están contenidos en los racionales.
2	<a href="#">Pregunta #1</a>	Mult. Choice	¿Cuántos municipios tiene Puerto Rico?
3	<a href="#">Pregunta #3</a>	Paragraph	Explique las propiedades de un grupo(matemático).
4	<a href="#">Pregunta #4</a>	Matching	Paree los siguientes números con el respectivo conjunto al que pertenecen.
-			
-			
-			
-			

## Edit Questions

[Multiple Choice](#)[True False](#)[Paragraph](#)[Matching](#)[Short Answer](#)[Multiple Response](#)[Fill in the Blank](#)[Jumbled Sentence](#)[Calculated](#) Enable Feedback[Copy from Another File](#)

### Multiple Choice ?

1. Title of Question 

2. Question Wording

3. Answers (PageDown moves to next answer)

 Randomize

A	79
B	77
C	78
D	76

4. Select Correct Answer 5. Point Value 6. 

Hacer los cambios correspondientes y darle "Save Changes"

### Question List

Total Items: 4 Points: 4.0

#	Title	Format	Question Wording
1	<a href="#">Pregunta #2</a>	True - False	Los números naturales están contenidos en los racionales.
2	<a href="#">Pregunta #1</a>	Mult. Choice	¿Cuántos municipios tiene Puerto Rico?
3	<a href="#">Pregunta #3</a>	Paragraph	Explique las propiedades de un grupo(matemático).
4	<a href="#">Pregunta #4</a>	Matching	Paree los siguientes números con el respectivo conjunto al que pertenecen.
-			
-			
-			
-			

## Preview & Publish

[Preview](#)[Publish to WebCT](#)[Update Settings](#)[Print Options](#)[Publish to WebCT](#)[Publish Wizard](#)

Use this option to publish the currently open document to a WebCT 6 server. You can send the document as either new questions for a question bank, or as a complete quiz or survey.

*Pestaña de Preview & Publish y opción Publish to WebCT seleccionadas*

## Preview & Publish

[Preview](#)[Publish to WebCT](#)[Update Settings](#)[Print Options](#)[Publish to WebCT](#) ?**Publish Wizard**

Use this option to publish the currently open document to a WebCT 6 server. You can send the document as either new questions for a question bank, or as a complete quiz or survey.

**Publish Wizard** [X]

1. Type of Publish - Single Course or Batch Publishing

Publish to single course

Batch Publish to multiple courses

2. Choose an existing server, or "add new server" to add settings information for a new server

WebCT 6 Server: [Dropdown]

Settings: [Text Area: Choose "add new server" or an existing server above] [Edit Settings]

3. Press [Next] to connect to server

[ < Back ] [ Next > ] [ Cancel ] [ Help ]

Seleccionar si la prueba es para un curso o varios cursos

Seleccionar "add new server" para configurar Respondus con el curso correspondiente

## Preview & Publish

[Preview](#)[Publish to WebCT](#)[Update Settings](#)[Print Options](#)**Publish to WebCT** ?**Publish Wizard**

Use this option to publish the currently open document to a WebCT 6 server. You can send the document as either new questions for a question bank, or as a complete quiz or survey.

**Publish Wizard**

**WebCT 6 Server Information**

1. Start your browser, log into your WebCT 6 institution, and go to any group, course or section.

2. Copy the "Address" of the page from the browser to the box below. The address should look something like "http://w6.mycollege.com/webct/ ..."

3. Press Extract

(server domain)

4. Press the Institutions button to retrieve the list of institutions on this server, then select one from the pull-down list.

Choice:

5. The information below must be entered manually, then press the OK button:

Description:  (text to display in the servers list, e.g. "UCSD login")

User name:  Password:

Remember my User Name and Password (save them on this computer) -- If this is a shared computer, un-check this box!

**6. Darle el botón de ok****1. Copiar la dirección de internet de Blackboard de la universidad ( la misma se encuentra en la pantalla de login de Blackboard)****2. Al darle al botón de Extract debe aparecer esta dirección****3. Seleccionar "Inter American Univ of Puerto Rico" del listado****4. Colocar una descripción para esta configuración (i.e. código del curso)****5. Escribir el "user name" y "password" con el que entra a Blackboard**

## Preview & Publish

[Preview](#)[Publish to WebCT](#)[Update Settings](#)[Print Options](#)[Publish to WebCT](#) **Publish Wizard**

Use this option to publish the currently open document to a WebCT 6 server. You can send the document as either new questions for a question bank, or as a complete quiz or survey.

**Publish Wizard** ✕

1. Type of Publish - Single Course or Batch Publishing

Publish to single course

Batch Publish to multiple courses

2. Choose an existing server, or "add new server" to add settings information for a new server

WebCT 6 Server:

Settings:

Server: http://inter.blackboard.com	<input type="button" value="Edit Settings"/>
Institution: Inter American Univ of Puerto Rico	
User:	
(User/Password will not be saved.)	

3. Press [Next] to connect to server

< Back   Next >   Cancel   Help

1. Seleccionar la configuración creada

2. Darle "Next"

## Preview & Publish

[Preview](#)[Publish to WebCT](#)[Update Settings](#)[Print Options](#)[Publish to WebCT](#) ?**Publish Wizard**

Use this option to publish the currently open document to a WebCT 6 server. You can send the document as either new questions for a question bank, or as a complete quiz or survey.

**Publish Wizard** [X]

1. Group or Section: TALLERES EDUCACION A DISTANCIA - TALLERES EDUCACION A D [v]  
Template: Blank [v]

2. Category to assign to Questions  
 Create a new category: Examen 1 [t]  
 Use an existing category: [v]

3. Create or update a Quiz / Survey (optional)  
 Create/replace Quiz  
 Create Quiz: Examen 1 [t]  
 Create Self-Test: [t]  
 Replace: [v]

Apply Question Sets to quiz  
 Apply Settings to Quiz (duration and availability not supported)  
 Link Quiz to Organizer Page or Learning Module

4. Press [Next] to publish to server

< Back   Next >   Cancel   Help

1. Seleccionar el curso correspondiente

2. Cambiar si lo desea el nombre para la categoria

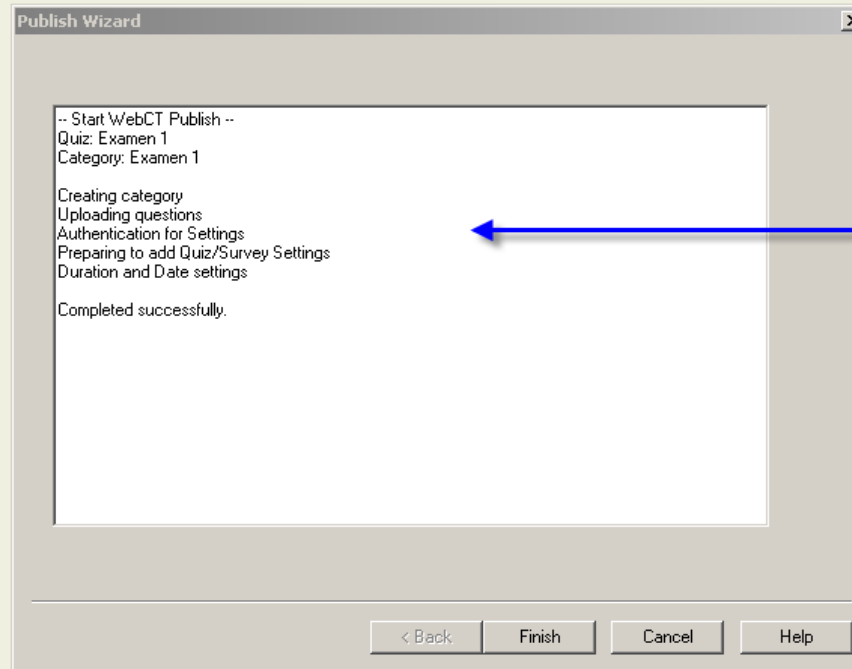
3. Cambiar si lo desea el nombre de la prueba

4. Darle "Next"

## Preview & Publish

[Preview](#)[Publish to WebCT](#)[Update Settings](#)[Print Options](#)[Publish to WebCT](#) **Publish Wizard**

Use this option to publish the currently open document to a WebCT 6 server. You can send the document as either new questions for a question bank, or as a complete quiz or survey.



1. Ver resultado de la publicación

2. Darle "Finish"



Cuando el examen ya fue creado

### Start

Introduction

Open or Create



Current Personality: WebCT 6 - 8 / Vista 4 - 8



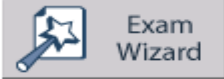
Open

Open a Respondus file.



Create

Create a new Respondus file.



Exam Wizard

The Respondus Exam Wizard is the quickest way to create an exam using an existing set of questions.



Import Questions

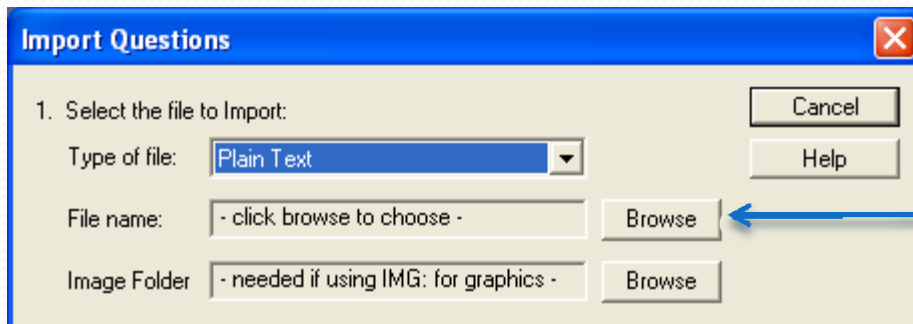
Import questions from a text file

Create a Respondus archive file so that questions, media, and equations are stored as a single, compressed file.

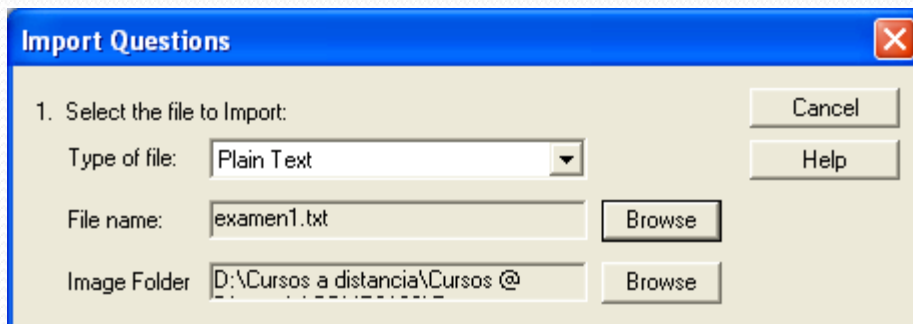


Archive Wizard

Create a Respondus archive file so that questions, media, and equations are stored as a single, compressed file.



Buscar examen archivado



Se recomienda que esté  
archivado en el programa  
**Notepad**

2. Choose where to add the new Questions:

Append the questions to the current document.

Create a new document, named:

Type of file to create:  Exam  Survey

Use "stem" plus question number to create title, e.g.   
"ch01-" stem becomes "ch01-001", "ch01-002", ...

3. Use the Preview button to check for problems:

4. Press the Finish button to complete the process.

Identificar número de examen.

Ejemplo:

Examen 1, y a si  
sucesivamente

Presionar Preview

## Import Questions



1. Select the file to Import:

Cancel

Type of file: Plain Text

Help

File name: examen1.txt Browse

Image Folder D:\Cursos a distancia\Cursos @ Browse

2. Choose where to add the new Questions:

Append the questions to the current document.

Create a new document, named: test

Type of file to create:  Exam  Survey

Use "stem" plus question number to create title, e.g. "ch01-" stem becomes "ch01-001", "ch01-002", ...

3. Use the Preview button to check for problems: Preview

4. Press the Finish button to complete the process. Finish

Preview results

#	Title	Question Wording
1	Los dos compo	Los dos componentes principales de cualquier sistema es el "I
2	Las operacione	Las operaciones principales de una computadora son: input, c
3	Un programa c	Un programa consiste de unas instrucciones las cuáles se escr
4	La lógica de un	La lógica de un programa es fundamental en cualquier proble
5	Analizar el prot	Analizar el problema conlleva, el poder entender de que se tra

No warnings.



Respondus - test

File Edit View Help

Start Edit

WebCT 6 / Vista 4

### Edit Questions

- Multiple Choice
- True False
- Paragraph
- Matching
- Short Answer
- Multiple Response
- Fill in the Blank
- Jumbled Sentence
- Calculated
- Enable Feedback
- Copy from Another File

#### Import Questions

1. Select the file to Import:

Type of file: Plain Text

File name: examen1.txt

Image Folder: D:\Cursos a distancia\Cursos @

2. Choose where to add the new Questions:

Append the questions to the current document.

Create a new document, named: test

Type of file to create:

Use "stem" plus question number. "ch01-" stem becomes "ch01-01"

3. Use the Preview button to check the questions.

4. Press the Finish button to complete the import.

Preview results:

#	Title	Question Wording
1	Los dos compo	Los dos componentes principales de cualquier sistema es el "I
2	Las operaciones	Las operaciones principales de una computadora son: input, c
3	Un programa c	Un programa consiste de unas instrucciones las cuales se escr
4	La lógica de un	La lógica de un programa es fundamental en cualquier proble
5	Analizar el probl	Analizar el problema conlleva, al poder entender de que se tr

No warnings.

Total Items: 0 Points: 0.0

Keyword Search ? - Click here for tips on editing, rearranging, inserting & deleting items





# Publicar a Blackboard

## Preview & Publish

[Preview](#)[Publish to WebCT](#)[Update Settings](#)[Print Options](#)[Publish to WebCT](#) **Publish Wizard**

Use this option to publish the currently open document to a WebCT 6 server. You can send the document as either new questions for a question bank, or as a complete quiz or survey.

**Publish Wizard** ✕

1. Type of Publish - Single Course or Batch Publishing

Publish to single course

Batch Publish to multiple courses

2. Choose an existing server, or "add new server" to add settings information for a new server

WebCT 6 Server:

Settings:

Server: http://inter.blackboard.com	<input type="button" value="Edit Settings"/>
Institution: Inter American Univ of Puerto Rico	
User:	
(User/Password will not be saved.)	

3. Press [Next] to connect to server

< Back   Next >   Cancel   Help

1. Seleccionar la configuración creada

2. Darle "Next"

**Enter login information** ✕

Because the "remember my user name" box was not checked, you must type in your user name and password each time.

OK

Cancel

User name

Password

Número de empleado (ID)  
Fecha de nacimiento (password)

## Preview & Publish

[Preview](#)[Publish to WebCT](#)[Update Settings](#)[Print Options](#)[Publish to WebCT](#) ?**Publish Wizard**

Use this option to publish the currently open document to a WebCT 6 server. You can send the document as either new questions for a question bank, or as a complete quiz or survey.

**Publish Wizard** [X]

1. Group or Section: TALLERES EDUCACION A DISTANCIA - TALLERES EDUCACION A D  
Template: Blank

2. Category to assign to Questions  
 Create a new category: Examen 1  
 Use an existing category: [dropdown]

3. Create or update a Quiz / Survey (optional)  
 Create/replace Quiz  
 Create Quiz: Examen 1  
 Create Self-Test: [text]  
 Replace: [dropdown]

Apply Question Sets to quiz  
 Apply Settings to Quiz (duration and availability not supported)  
 Link Quiz to Organizer Page or Learning Module

4. Press [Next] to publish to server

< Back   Next >   Cancel   Help

1. Seleccionar el curso correspondiente

2. Cambiar si lo desea el nombre para la categoria

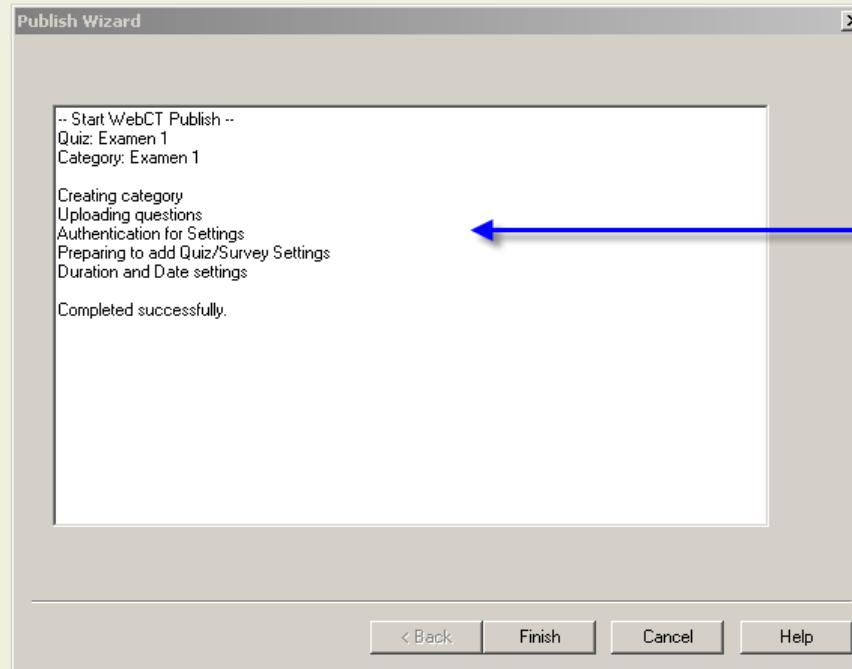
3. Cambiar si lo desea el nombre de la prueba

4. Darle "Next"

## Preview & Publish

[Preview](#)[Publish to WebCT](#)[Update Settings](#)[Print Options](#)[Publish to WebCT](#) **Publish Wizard**

Use this option to publish the currently open document to a WebCT 6 server. You can send the document as either new questions for a question bank, or as a complete quiz or survey.



1. Ver resultado de la publicación

2. Darle "Finish"